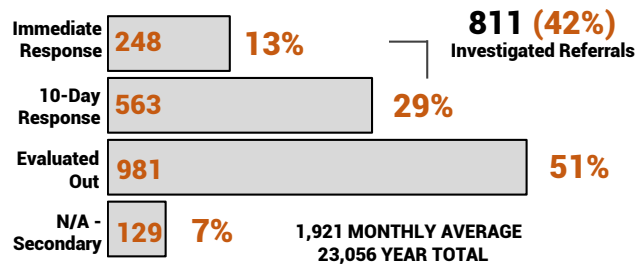


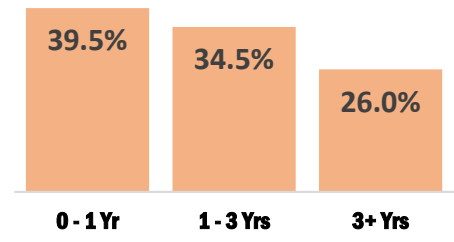
4,495 
Hotline Calls Received
53,944 YEAR TOTAL

1,512 
Children in care 1st
of each month

Referrals



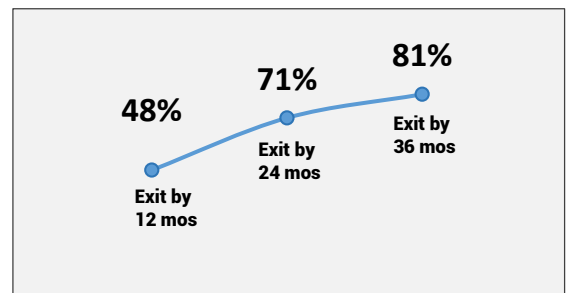
Average length of time in care



811 
Average monthly children in investigated referrals

248 Immediate Response
2,980 YEAR TOTAL

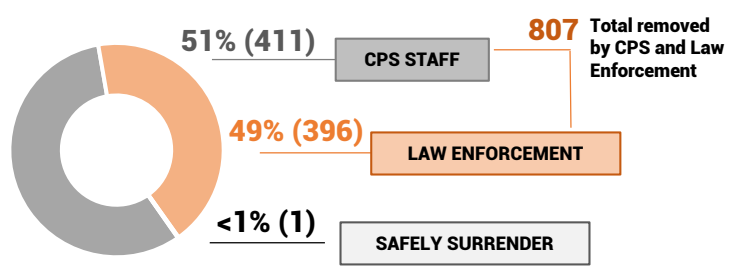
563 10-Day Response
6,755 YEAR TOTAL



67 Average monthly number of children taken into protective custody by CPS and Law Enforcement

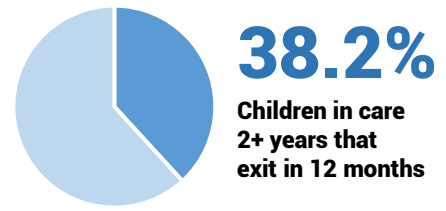
Children removed by removal agency

YEARLY TOTAL



Exits from care to permanency

Total % of children reunified, adopted, & exited to guardianship



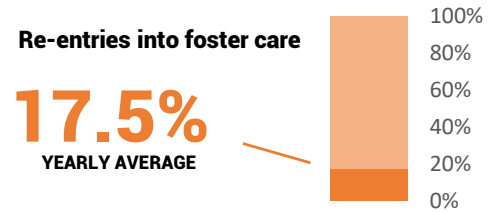
Exits from foster care **65**

Warrants filed on behalf of children

 **14** WARRANTS REPRESENTING 24 CHILDREN

→ 172 YEAR TOTAL
→ 287 YEAR TOTAL

* Not all filed warrants result in a Court order for removal



92  **67**
New cases open Entries to care

Extended foster care open cases **396**

| Data Point | Data Sources | Methodology |
|---|---|---|
| Hotline Calls | Cisco Unified Contact Center Enterprise (UCCE) Call Dashboard | Number of Hotline Calls received |
| Referrals Received by Response Type | BI ¹ report | Number of referrals received (Immediate Response, 10-day Response, Evaluated Out and N/A - Secondary) |
| Children in Investigated Referrals | BI report | Number of children in investigated referrals (IR and 10 Day only) |
| New Cases Open | BI report | Cases that started in the fiscal year. Cases open 1+ days anytime during the calendar year; includes voluntary and non-voluntary cases |
| Entries to Care | BI report | Entries of all days in care including all entries (not just first entries) and placements in cases and referrals |
| Children Removed by Removal Agency | BI report | Percentage of children removed by agency (CPS or Law Enforcement) or Safe Surrender |
| Warrants Filed on Behalf of Children | Court Services – Centralized Transcription | Number of warrants filed on behalf of children as provided by the Court Services – Centralized Transcription program responsible for processing warrant documents Note: Not all filed warrants result in a Court order for removal |
| Children in Care | BI report | Counts children in foster care at the 1 st of each month |

| Data Point | Data Sources | Methodology |
|---|---|---|
| Average Length of Time in Care | SafeMeasures ² | Children in care for specified time lengths: <ul style="list-style-type: none"> • 0-1 year • 1-3 years • 3+ years This includes placements in cases and referrals and only placements of 8 and more days in care |
| Exits from Foster Care to Permanency* | UC Berkeley CCWIP ³ – Entry Cohorts Over Time report | Average of entry cohorts of which 3 years have elapsed to show exit status at 12, 24 and 36 months. Selected time periods: <ul style="list-style-type: none"> • Jul 2017–Jun 2018 • Oct 2017–Sep 2018 • Jan 2018–Dec 2018 • Apr 2018–Mar 2019 Counts 8 and more days in care only; includes exits by reunification, adoption and guardianship |
| Children in Care 2+ Years That Exit in 12 Months (P3)* | UC Berkeley CCWIP – P3 report | Selected time period: <ul style="list-style-type: none"> • Jul 2020-Jun 2021– Apr 2021-Mar 2022 |
| Exits from Foster Care | BI report | All exits by reunification, adoption or guardianship |
| Re-entries into Foster Care* | UC Berkeley CCWIP – P4 report | Selected time period: <ul style="list-style-type: none"> • Jul 2018-Jun 2019– Apr 2019-Mar 2020 (this is the original entry timeframe); counting 8 and more days in care upon first entry and counting all days in care upon re-entry |
| Extended Foster Care (EFC) Open Cases | BI report | Number of open cases assigned to the EFC units at any time during each month; this aligns with current EFC case tracking methodology |

All data reflects ages 0-17, other than EFC open cases which are typically ages 18-21

*Most data reflects a monthly average; however, some data matches the UCB CCWIP methodology for reporting outcomes and is therefore based on averages of different time periods, as noted on this Guide

¹ Business Intelligence – Child Welfare Digital Services (<https://cwscadweb.int.osi.ca.gov/BOE/BI>)

² SafeMeasures – Evident Change (formerly the National Council on Crime and Delinquency) (<https://app.safemeasures.org/ca>)

³ University of California, Berkeley – California Child Welfare Indicators Project (<https://ccwip.berkeley.edu/>)